

MS-217-4






MS-217-4

Form C Reed Sensor

Electrical Characteristics		@ 25 °C
Contact form		C
Contact rating max.	W / VA	5
Switching voltage max.	VDC	175
	VAC	120
Switching current max.	A	0.25
Carry current max.	A	1.5
Breakdown voltage min.	VDC	200
Total resistance max. (initial)	mΩ	200
Insulation resistance min.	Ω	10 ⁹

Features
▶ Not ESD sensitive
▶ Mechanically protected
▶ Replaces various competitors types
▶ Customized types available

Magnetical Characteristics (of unmodified Reed Switch)		@ 25 °C
Pull in range available	AT	15 - 30
Drop out min.	AT	5
Test coil	TC -	200
Test equipment tolerance	± AT	2

Approvals




Operating Characteristics (of unmodified Reed Switch)		@ 25 °C
Switching frequency max.	Hz	100
Resonant frequency typ.	Hz	1100
Operate time max. (incl. bounce)	ms	0.7
Release time max.	ms	1

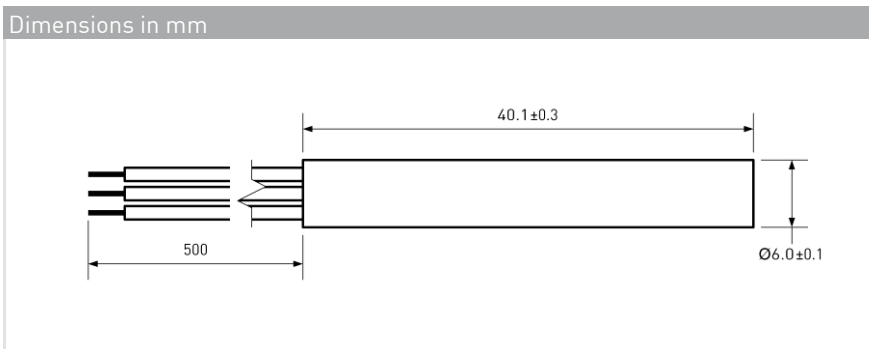
Environmental Characteristics		
Operating temperature	°C	-20 to + 85
Vibration [50-2000 Hz]	g	30
Shock [1/2 sin 11 ms]	g	50

Ordering Information	
Packing Unit	50 pcs
Weight per piece	6.2 g
Weight per package	330 g
Standard AT Ranges	

- 2 = 15 to 20 AT
- 3 = 20 to 25 AT
- 4 = 25 to 30 AT

Ordering Example
MS-217-4-2 describes MS-217-4 with 15 to 20 AT.

Remarks
When mounted onto ferromagnetic parts switching distance of MS-217-4 may reduce. Electromagnetical influences and magnetic fields may change the switching behaviour of the sensor.



Material Information		
Housing	Material ABS	Colour black
Cable	UL 1061, AWG 24, 4 mm stripped and tinned	COM: black, NO: red, NC: brown
Potting compound	Epoxy	black