

MS-2431-7



**MS-2431-7**



Press-fit Sensor Form B

Electrical Characteristics		@ 25 °C
Contact form		B
Contact rating max.	W / VA	3
Switching voltage max.	VDC	30
	VAC	30
Switching current max.	A	0.2
Carry current max.	A	0.5
Breakdown voltage min.	VDC	150
Total resistance max. (initial)	mΩ	200
Insulation resistance min.	Ω	10 <sup>9</sup>

Features
<ul style="list-style-type: none"> <li>➤ Easily mountable and removable as no tools or screws required</li> <li>➤ Replaces various competitors types</li> <li>➤ Not ESD sensitive</li> </ul>

Magnetical Characteristics (of unmodified Reed Switch)		@ 25 °C
Pull in range available	AT	10 - 30
Drop out min.	AT	6
Test coil	TC	200
Test equipment tolerance	± AT	2

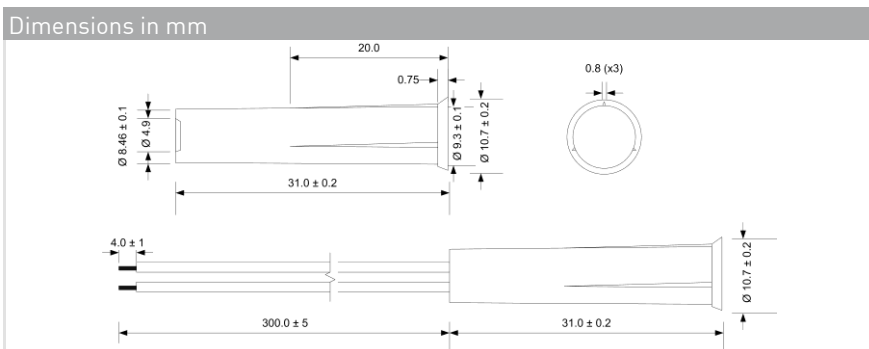
Approvals

Operating Characteristics (of unmodified Reed Switch)		@ 25 °C
Switching frequency max.	Hz	200
Resonant frequency typ.	Hz	6000
Operate time max. (incl. bounce)	ms	200
Release time max.	ms	0.5

Environmental Characteristics		
Operating temperature	°C	-20 to +85
Vibration (10-1000 Hz)	g	20
Shock (1/2 sin 11 ms)	g	30

© PIC GmbH



Ordering Information	
Packing Unit	50 pcs
Weight per piece	0 g
Weight per package	0 g
Standard AT Ranges	
1 =	10 to 15 AT
2 =	15 to 20 AT
3 =	20 to 25 AT
4 =	25 to 30 AT
Ordering Example	
MS-2431-7-1-0300 describes MS-2431 Form B with 10-15 AT	

MS-2431-7



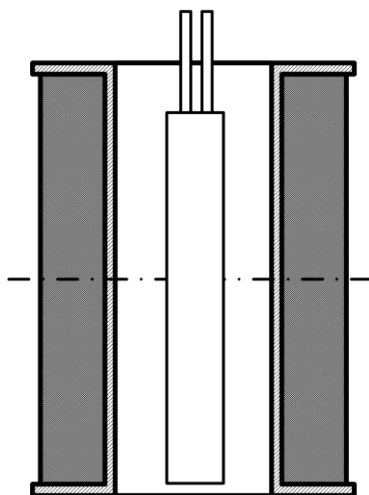
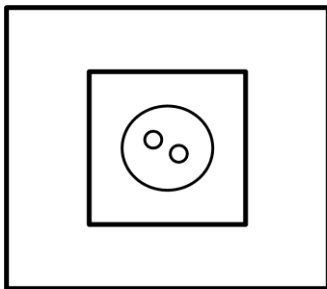
**MS-2431-7**

Press-fit Sensor Form B

Material Information

	Material	Colour
Housing	PA-GF	white
Cable	UL 1569, AWG 24, 4mm stripped and tinned	black
Potting compound	Epoxy	black

Test Procedure of final Reed Sensor



- Test Coil placed in vertical position
- Reed Sensor aligns with bottom line
- Reed Sensor axially centered in Test Coil

Test Parameters

Test coil	TC- 324	
Test programs		
	AT range	Test program
1 =		MS-2431-7-1
2 =		MS-2431-7-2
3 =		MS-2431-7-3
4 =		MS-2431-7-4

Remarks

When mounted onto ferromagnetic parts switching distance of MS-2431-7 may reduce.  
Electromagnetical influences and magnetic fields may change the switching behaviour of the sensor.

Recommended drill diameter 9.5 mm

Matching actuator MSM-... available as well.