

REVISIONS

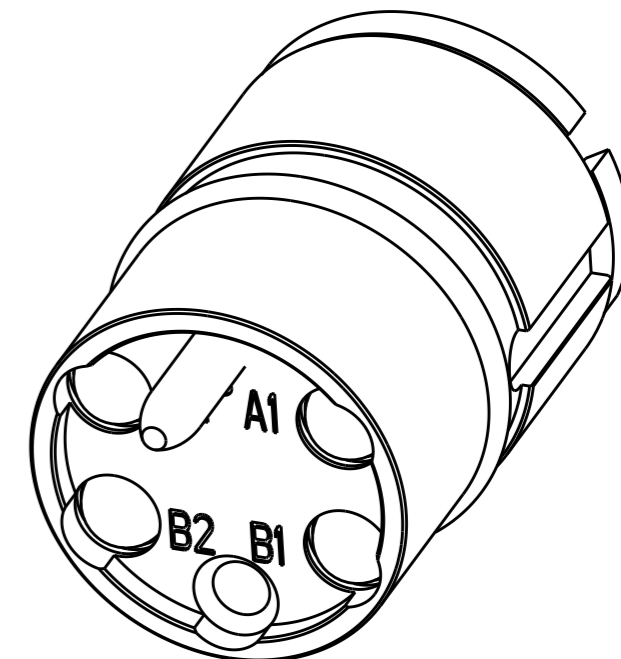
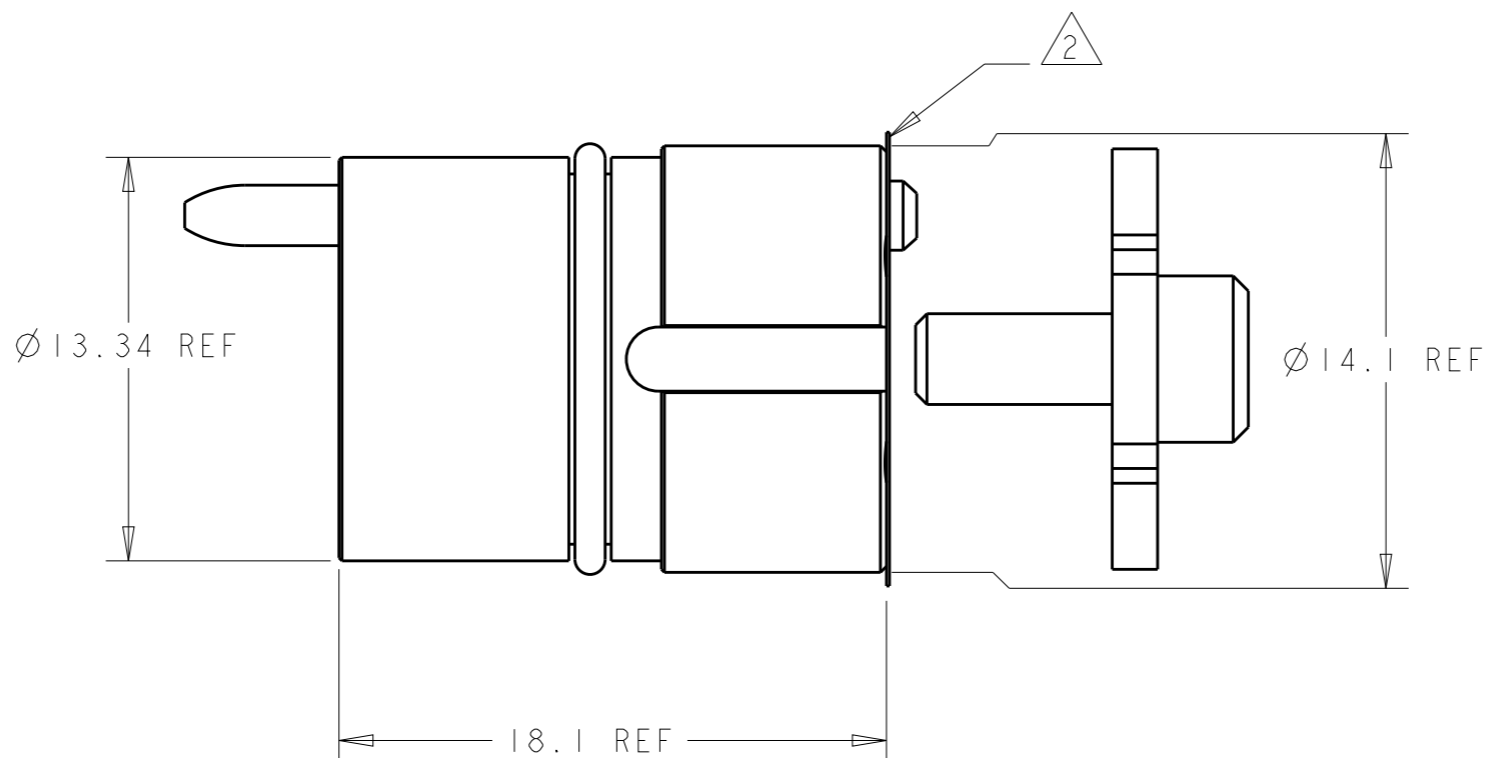
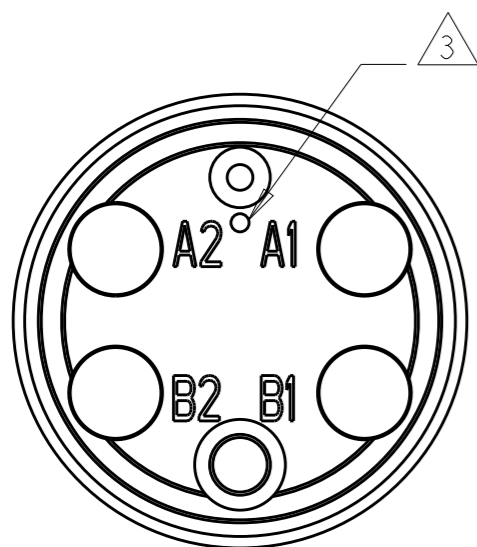
P	LTR	DESCRIPTION	DATE	DWN	APVD
E		ECR-09-007414	02JUN2009	KG	DW
F		ECR-17-001574	11APR2017	KG	DW

1. USE WITH FERRULE ASSEMBLY KIT P/N 1588908-2 (125um), OR 1588908-1 (126um). QUANTITY OF 4 REQUIRED. FERRULE MUST BE PC-POLISHED DURING FIBER TERMINATION FOR BEST PERFORMANCE.

2. PROTECTIVE LABEL APPLIED AFTER FINAL CLEAN ROOM TEST TO PREVENT OPTICAL CAVITY CONTAMINATION. REMOVE ONLY WHEN READY TO ASSEMBLE.

3. SINGLEMODE IDENTIFIER

4. FOR USE AT BOTH 1310 AND 1550nm WAVELENGTHS.



SCALE 4:1

1515740-1

PART NO.

THIS DRAWING IS A CONTROLLED DOCUMENT.

DIMENSIONS: mm		TOLERANCES UNLESS OTHERWISE SPECIFIED:	
		0 PLC	±-
		1 PLC	±-
		2 PLC	±-
		3 PLC	±-
		4 PLC	±-
MATERIAL STAINLESS ALLOYS & NBR		FINISH N/A	

DWN E. HOPKINS 08OCT2002	
CHK D. WERTMAN 08OCT2002	
APVD D. WERTMAN 08OCT2002	
PRODUCT SPEC -	
APPLICATION SPEC -	
WEIGHT -	
CUSTOMER DRAWING	

TE Connectivity			
NAME INSERT ASSEMBLY, PRO BEAM JR., 4x1310/1550nm SM			
SIZE	CAGE CODE	DRAWING NO	RESTRICTED TO
A3	00779	1515740	-
SCALE 4:1		SHEET 1 OF 1	REV F